



TLX Movies simple setup guide

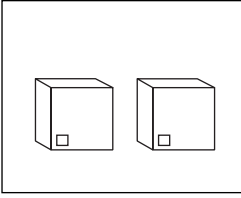
thank you for choosing JBL. For more than 50 years, JBL has been involved in every aspect of musical and film recording and reproduction, from live performances to monitoring the recordings you play in your home, car or office.

We're confident that the JBL system you have chosen will provide every note of enjoyment that you expected – and that when you think about purchasing additional audio equipment for your home, car or office, you will once again choose JBL.

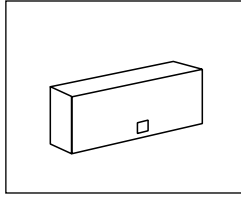
Please take a moment to complete the enclosed profile card. It enables us to keep you posted on our latest advancements, and helps us to better understand our customers and build products that meet their needs and expectations.

JBL Consumer Products

included



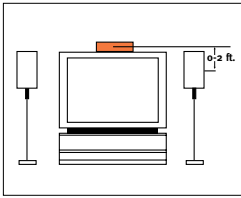
Two surround speakers.



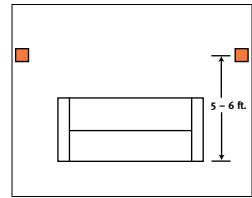
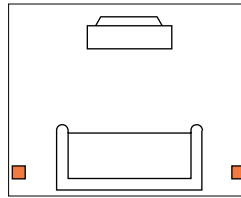
One center speaker.

one. Speaker Placement

Center

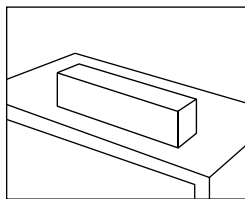


Surrounds



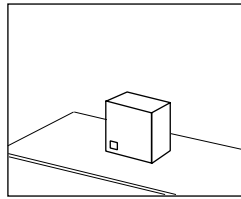
Mounting Options

Center

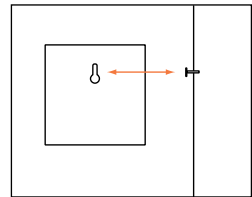


On TV.

Surrounds



On shelves.

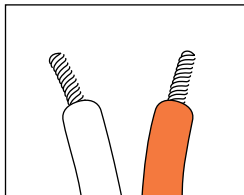


On wall.

The customer is responsible for proper selection and use of mounting hardware, available through hardware stores, to properly and safely wall-mount the speakers.

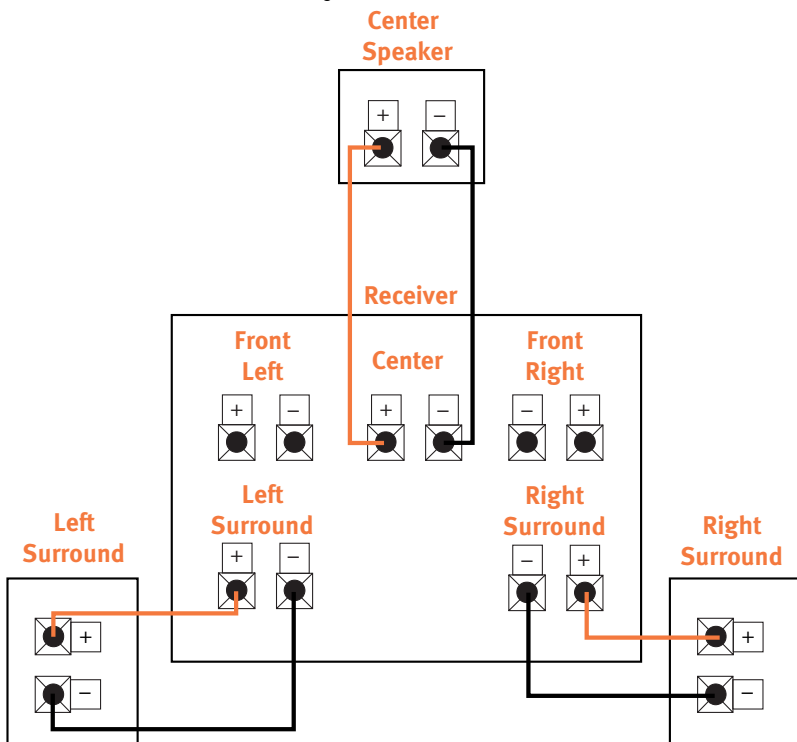
two. Speaker Connections

Connection Tips



Separate and strip the ends of the speaker wire as shown. Speakers and electronics terminals have corresponding (+) and (-) terminals. It is important to connect both speakers

identically: (+) on the speaker to (+) on the amplifier and (-) on the speaker to (-) on the amplifier. Wiring "out of phase" results in thin sound, weak bass and a poor stereo image.



Troubleshooting

If there is no sound from the surround speakers, check the following:

- Check all wires and connections between receiver/amplifier and speakers. Make sure all wires are connected. Make sure none of the speaker wires are frayed, cut or punctured.
- Review proper operation of your receiver/amplifier and its surround sound features.
- Make sure the movie or TV show you are watching is recorded in Dolby® Surround. If it is not, check to see if your receiver/amplifier has other surround modes you may use.

If there is no sound from the center speaker, check the following:

- Make sure that your receiver's Center Channel Mode is in the "normal" or "wide" position. If it is in the "phantom" position, the center speaker will not play.
- Check all connections between processor/amplifier and the center speaker.

If the system plays at low volumes but shuts off as volume is increased, check the following:

- Check all wires and connections between receiver/amplifier and speakers. Make sure all wires are connected. Make sure none of the speaker wires are frayed, cut or punctured.
- If more than one pair of main speakers is being used, check the minimum impedance requirements of your receiver/amplifier.

Specifications

TLX Movies

High-Frequency Transducer

Low Frequency

(high-polymer laminate)

Crossover Frequency

Frequency Response (-6dB)

Sensitivity

(1 watt/1 meter)

Impedance

Recommended

Amplifier Power*

Dimensions (H x W x D)

Weight

Center

2" paper cone

4-1/2" (2)

9.0kHz

100Hz – 20kHz

89dB

8 ohms (nominal)

10 – 70 watts

6 x 16 x 6-1/4"

152 x 406 x 159mm

9 lbs/4.1 kg

Surround

n/a

4-1/2" (full range)

n/a

120Hz – 16kHz

87dB

8 ohms (nominal)

10 – 35 watts

6 x 6-3/8 x 5-1/2"

152 x 162 x 140mm

3 lbs/1.4 kg

* Undistorted continuous power per channel.


JBL continually strives to improve its products. New materials, production methods and design refinements are introduced into existing models without notice as a routine expression of our design philosophy. For this reason, JBL loudspeakers may differ in some respect from their published specifications and descriptions, but will always equal or exceed the original specifications unless otherwise stated.




JBL Consumer Products
250 Crossways Park Drive, Woodbury, NY 11797
8500 Balboa Boulevard, Northridge, CA 91329
1-800-336-4JBL (4525) (USA only)

© 1998 JBL, Incorporated. JBL is a registered trademark of JBL, Incorporated.

*Trademark of Dolby Laboratories.

 Part No. TLXMOVIESOM

 A Harman International Company

Declaration of Conformity



We, JBL Europe A/S
Kongevejen 194B
DK-3460 Birkerød
DENMARK

declare in own responsibility, that the products described
in this owner's manual are in compliance with technical
standards:

EN 50081-1/2.1991

EN 50082-1/1.1992

Steen Michaelsen
JBL Europe A/S
Birkerød, DENMARK, 6/98