



# FS300.

For use with these JBL systems:  
ESC300, ESC333, ESC350, SCS125,  
SCS135, TRIO135, SATPAIR135,  
JBL Cinema ProPack™ 600.

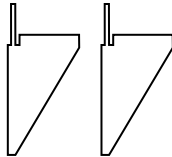
**thank you** for choosing JBL. For more than 50 years, JBL has been involved in every aspect of music and film recording and reproduction, from live performances to monitoring the recordings you play in your home, car or office.

We're confident that the JBL products you have chosen will provide all of the enjoyment you expected – and that when you think about purchasing additional audio equipment for your home, car or office, you will once again choose JBL.  
JBL Consumer Products

## included



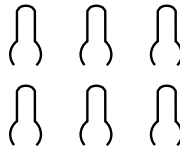
Two floor-stand posts



Two speaker supports

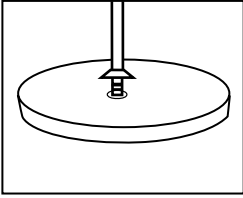


Two weighted bases



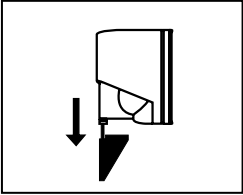
Six wire clips

# one. Assembly

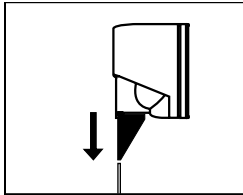


1. Insert pole into the hole in the base.
2. Turn pole clockwise until tight.

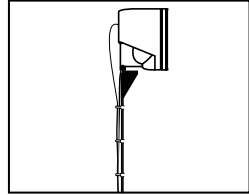
# two. Attach speaker



1. Attach speaker to support.



2. Place support and speaker onto stand.



3. Use clips provided to attach speaker wire to the post.

The JBL logo, consisting of the letters 'JBL' in a bold, sans-serif font, enclosed in a black square.

JBL Consumer Products, 250 Crossways Park Drive, Woodbury, NY 11797  
8500 Balboa Boulevard, Northridge, CA 91329  
1-800-336-4JBL (4525) (USA only)  
[www.jbl.com](http://www.jbl.com)

JBL is a registered trademark of JBL, Incorporated.

© 2001 JBL, Incorporated.

5/01 

 A Harman International Company